




**Beyond Lessons Learned -**  
Planning and Writing **Case Studies** to Integrate  
Improvement Measurement into Your Improvement Cycle  
SEPG Conference, March, 2004  
Orlando, FL, USA

Process Advantage Technology  
Process Improvement Asia (Shanghai) Ltd  
Process Advantage Technology, Inc.  
CMMP®, CMMP®, Capability Maturity Model®, Capability Maturity Model Integrated® are registered in the U.S. Patent & Trademark Office by Carnegie Mellon University

©Process Advantage Technology, 2003 Version 1.00, page 1

### Workshop Objectives

- Be able to develop a case study that will help you evaluate process improvement work
- Get started with the plan and with the case study



Case Study Workshop, SEPG 2004 ©Process Advantage Technology, 2003 Version 1.00, page 4

### Introductions


Allow me to introduce myself -

Mac Patrick  
SCAMPI & CBA-IPI Lead Appraiser

- Process Advantage Technology  
– Benicia, CA
- Process Improvement Asia  
– Shanghai, China

Helping define and achieve process improvement goals

- Expectations for this tutorial session?




Case Study Workshop, SEPG 2004 ©Process Advantage Technology, 2003 Version 1.00, page 2

### What you need...

1. Case study plan template and example
2. Case study project mpp
3. Case study template and example
4. Issue matrix template and example
5. Your “starter” business goals, issues, improvement methods
6. Your plan, and your case study outline

Case Study Workshop, SEPG 2004 ©Process Advantage Technology, 2003 Version 1.00, page 5


### What Are the Logistics?



Case Study Workshop, SEPG 2004 ©Process Advantage Technology, 2003 Version 1.00, page 3

### Agenda 议程


- Purpose of Case Study
- How to produce a Case Study
- Develop your own Case Study
- Summary



Case Study Workshop, SEPG 2004 ©Process Advantage Technology, 2003 Version 1.00, page 6



## Agenda

1. Purpose of Case Study
2. How to produce a Case Study
3. Develop your own Case Study
4. Summary



Case Study Workshop, SEPG 2004 ©Process Advantage Technology, 2003 Version 1.00, page 7

## What is a Case Study?

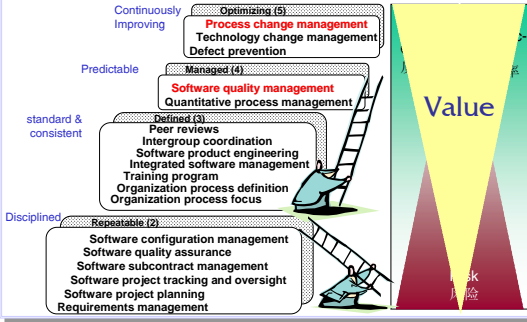



Dictionary definition of "Case Study"

1. A detailed analysis of a person or group, especially as a model of medical, psychiatric, psychological, or social phenomena.
2. A detailed, intensive study of a unit, such as a corporation or a division within a corporation, that stresses factors contributing to its success or failure.

Case Study Workshop, SEPG 2004 ©Process Advantage Technology, 2003 Version 1.00, page 10

## The Software CMM®




The diagram illustrates the Software CMM with five maturity levels and their associated practices:

- Continuously Improving (5):** Optimizing (5), Process change management, Technology change management, Defect prevention.
- Predictable (4):** Managed (4), Software quality management, Quantitative process management.
- standard & consistent (3):** Defined (3), Peer reviews, Intergroup coordination, Software product engineering, Integrated software management, Training program, Organization process definition, Organization process focus.
- Disciplined (2):** Repeatable (2), Software configuration management, Software quality assurance, Software subcontract management, Software project tracking and oversight, Software project planning, Requirements management.

Value

Case Study Workshop, SEPG 2004 ©Process Advantage Technology, 2003 Version 1.00, page 8

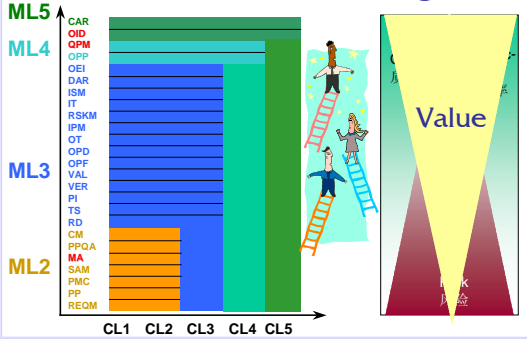
## Exercise: Which is best, and why?



- Individually,
  - Rank the presented case studies from best to worst
  - What made the best one best?
  - What made the worst one worst?

Case Study Workshop, SEPG 2004 ©Process Advantage Technology, 2003 Version 1.00, page 11

## Capability Maturity Model Integrated®




The diagram shows the Capability Maturity Model Integrated (CMIM) with five maturity levels (ML2-ML5) and five capability levels (CL1-CL5):

- ML5:** CAR, CID, OPM, OPP, OEI, DAR, ISM, IT, RSKM, IPM, OT, OPD, OPF, VAL, VER.
- ML4:** PI, TS, RD, CM, PPQA, MA, SAM, PMC, PP, REQM.

Value

Case Study Workshop, SEPG 2004 ©Process Advantage Technology, 2003 Version 1.00, page 9

## Case Study Examples – which is “best”

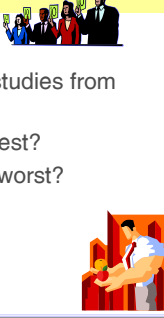


- (Good or bad) examples
  1. [SEI Published Case Studies](#)
  2. [PSP & CMM Case Study](#)
  3. [Sunyard Case Study](#)
  4. [PSH Case Study](#)
  5. [Baosight Case Study](#)
  6. [Example case study](#)

Case Study Workshop, SEPG 2004 ©Process Advantage Technology, 2003 Version 1.00, page 12

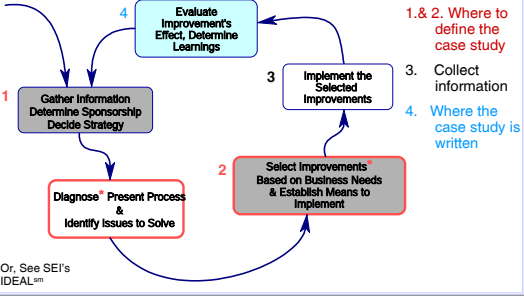
### Exercise: Which is best, and why?

- Individually,
  - Rank the presented case studies from best to worst
  - What made the best one best?
  - What made the worst one worst?
- Report



Case Study Workshop, SEPG 2004 | ©Process Advantage Technology, 2003 | Version 1.00, page 13

### A Process Improvement Model




1. & 2. Where to define the case study  
3. Collect information  
4. Where the case study is written

Or, See SEI's IDEAL<sup>SM</sup>

Case Study Workshop, SEPG 2004 | ©Process Advantage Technology, 2003 | Version 1.00, page 16

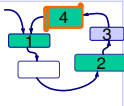
### Types of case study

- ✦ Situation or baseline
  - particular processes
    - e.g. Estimation process
  - a project
  - a technology
    - e.g. New technology adoption
- 🌐 Change improvement projects



Case Study Workshop, SEPG 2004 | ©Process Advantage Technology, 2003 | Version 1.00, page 14

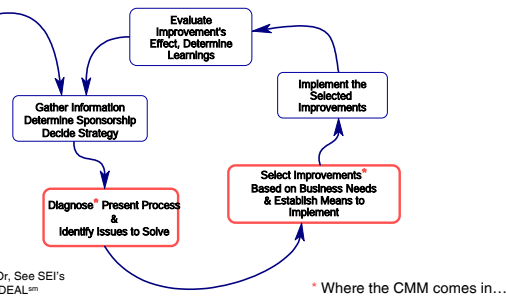
### Ideally, the case study work is done...



1. At initiation, when business goals and problems with supporting those business goals are identified, identify the problems that the case study will examine
2. When planning improvements, establish the measurements and data collection related to the identified issues
3. Collect data during the improvement
4. Prepare the case study using the data gathered as a big part of Lessons Learned

Case Study Workshop, SEPG 2004 | ©Process Advantage Technology, 2003 | Version 1.00, page 17


### A Process Improvement Model



Or, See SEI's IDEAL<sup>SM</sup>      \* Where the CMM comes in...

Case Study Workshop, SEPG 2004 | ©Process Advantage Technology, 2003 | Version 1.00, page 15

### If you do it all at the end...



1. Review or reconstruct the business goals and issues that led to the decision to improve
2. Find useful historical measurements
3. Prepare the case study

Case Study Workshop, SEPG 2004 | ©Process Advantage Technology, 2003 | Version 1.00, page 18

## Review the business goal

The first step in process improvement work is to set business goals that the SPI projects support, e.g. ~

- Increase the speed of development
- Improve product quality
- Reduce re-work cost
- Better control the relationship with customers
- Improve the professionalism of the work force



How can you demonstrate whether these business goals are met?

## Determine the audience?

Once we have set the business goals and know the purpose of our case study, who cares about the progress and result of process improvement work?

- Senior managers / sponsors
- Project managers
- Engineers
- Industry
  - Customers
  - Competitors
  - Other partner companies



## Exercise: Your business goals

- Individually, write down the business goals your organization presently has that will be supported by process improvement
- Report



## Describe the benefits of the case study for us

Case studies can help us to ~

- Understand our experience in the improvement project
- Describe how much improvement (e.g., start to end, and compared to plan)
- Communicate what we learned from our experience
- Capture our history for future reference
- Maintain or get more sponsorship
- Market our strengths



## Purpose of case study

- Illustrate ideas, for teaching and communicating
  - Sell an idea or technology
  - Summarize the good experience and lessons learned for next stage improvement work
- ...by evaluating what we have done in the improvement cycle and publishing the results



## Benefits of case study for others

Case study could let others~

- Understand how the benefits of process improvement project were achieved
- Use our successful experience to start or further their process improvement work
- Use our lessons in their future work
- Know about our achievements, to improve our company image




### Example

- **Business goal & related SPI project**
  - Increase revenue by starting more projects
  - improve project start up time
- **Purpose** of the case study
  - Communicate to sponsors and other managers how the goal was achieved
- **Audience**
  - Sponsoring managers and other stakeholder managers in the organization
- **Benefit** of doing the case study
  1. Able to compare to other improvement projects
  2. Summarizes the results, so that they are visible

### Agenda

- Purpose of Case Study
- How to produce a Case Study
- Develop your own Case Study
- Summary




### Exercise: your purpose

- In groups
  1. Describe a business goal and a related SPI project
  2. What is the purpose of your case study project, related to that SPI project
  3. Who's the audience(s) for the case study?
  4. What's the benefit of doing the case study?
- Report

### Materials to use...

- Example project plan
- Project plan templates
  - MSWord
  - MSPProject
- Case study example
- Case study template



### Case study purpose summary

- What present organizational business goals will SPI help achieve?
- What is the purpose of your case study?

These all need to be included in your case study "project charter".... Next

### Case study plan content

1. Purpose
2. Scope
3. Roles & responsibilities
4. Risk
5. Schedule
6. Others

Look at the case study plan example  
[Case Study Plan Example.doc](#)

### 1. Purpose

- Business goals of overall process improvement
- Reasons for or expectations of developing case study
- Benefits of developing case study

### 4. Risks to case study project

- For each risk, identify
  - Description
  - Possibility
  - Impact
  - Solution/contingency

### 2. Scope

- Organization scope
- Content scope
- Time period

These 2 sections describe the information in "project charter"

### 5. Schedule

- Identify the tasks
- Develop the schedule
  - MS Project -or-
  - Table matrix
- Track the schedule along with the project

### 3. Roles and responsibilities

- Describe the roles and responsibilities of the case study project
  - Project leader
    - e.g.: SEPG leader
  - Team member
    - e.g: SEPG member, project leader
  - Support member
    - e.g: project leader, senior manager

### 5. Schedule - 1

- Project Management -
  - Kick-off meeting
  - Initiate/review plan
  - Project status/meetings

### 5. Schedule - 2

- Case study development
  - Identify issues
  - Each issue
    - Identify improvement approaches
    - Collect Information
    - Analyze Information
  - Consolidate information
  - Write case study
  - Review case study
  - Publish case study

### With a plan...



- Just follow the plan! ;-)
- Often, the most difficult part of writing case studies is to decide what to write about
- The secret weapon =

**Issues**

### 6. Others

- Could include,
  - Training plan
  - Coordination plan
  - Processes and tools in use

### Next!

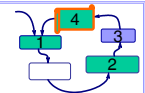
1. Business goals
2. SPI projects purpose
3. Case study plan
4. **Issues**
5. **End State**
6. **Means to achieve**
7. **Tasks**
8. ...

### Things to be looked at all through the case study project

- Previous case studies
- SPI plan
- Process work products from the last SPI cycle
- Project implementation data



### Method overview (step 1)(1)

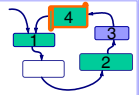


At the start:

1. Identify related business goals  
*E.g. Increase the number of projects in progress*
2. Identify purpose for the case study  
*E.g. Communicate the results of the improvement to sponsors*
3. Identify issues (problems)
  1. What prevents the business goals from being achieved?
  2. What will be solved by the improvement project?

*E.g. project plans aren't consistent- some are too detailed, some are too sketchy; generally, it takes too long to make a good project plan*

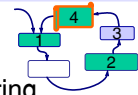
### Method overview (step 1)(2)



At the start:

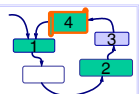
4. Describe the situation after the improvement is complete (end)  
*E.g. project plans are consistent and appropriate for type of project, and generally take less time to prepare*
5. Describe the measurements, tools, or mechanisms needed to measure or describe the change from present problem to end situation (means)  
*E.g. SQA results show compliance to standards and process; time spent preparing project plans stabilizes and decreases per type; peer review defects of project plans stabilize and decrease by type*

### Method overview (step 4)



- When analyzing data and writing the case study:
  1. Decide if issues have been solved, or if they may be included in future case studies
  2. Note actual results and end state, after the improvement

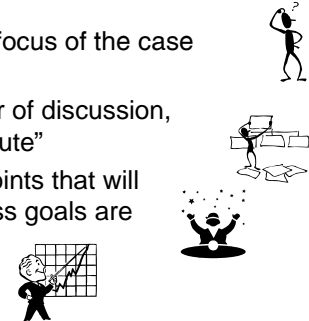
### Method overview (step 2)



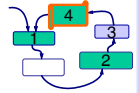
- When planning improvements:
  1. Identify the measurements or other information that is needed (based on "means")
  2. Identify and plan how to collect those measurements or other data
  3. Include collection of the measurements in the project plan for the improvement project

### "Issues"

- These are the focus of the case studies
- "A point or matter of discussion, debate, or dispute"
- Issues are the points that will show if business goals are met or not...



### Method overview (step 3)



- Follow the plan
- Collect the data according to the plan

### Report on Issues in Case Studies

- Most business goals have several issues
- One case study shouldn't try to describe too many issues
  - Over complicated
  - Not focused
- Many issues may be partially solved in projects, but remain issues through cycles of improvement
- The Issues Matrix is a good tool to manage case study issues





## Case Study Examples – what issues?

(Good or bad) examples

1. [SEI Published Case Studies](#)
2. [PSP & CMM Case Study](#)
3. [Sunyard Case Study](#)
4. [PSH Case Study](#)
5. [Baosight Case Study](#)
6. [Example case study](#)



Case Study Workshop, SEPG 2004 ©Process Advantage Technology, 2003 Version 1.00, page 49

## Identify the issues – 2

Create the issue list

- Identified at the start of the improvement, or if not, need to do this now, before continuing with case study development
- Inherit issues from previous case studies
- Consolidate issues so that they are
  - Important to the organization and relate to organization's business goals
  - Aren't redundant
  - Are measurable

The issues should be small, not too broad in scope



Case Study Workshop, SEPG 2004 ©Process Advantage Technology, 2003 Version 1.00, page 52

## An Issues Matrix Organizes Case Study Content

- List your issues in an Issues Matrix
- For each issue to be included in a case study
  - Describe the expected situation after the improvement project is over and the issue is solved
  - What mechanisms or measurements were used to cause and to measure the solution

[Issue Matrix Example](#)



Case Study Workshop, SEPG 2004 ©Process Advantage Technology, 2003 Version 1.00, page 50

## Example of issues

Issues are problems with ...

- Products
  - Processes
  - Resources
- that *should* help achieve business goals, and are problems that *will be* solved by the improvement project

Use the -

[Case Study Issue Matrix Template](#)



Case Study Workshop, SEPG 2004 ©Process Advantage Technology, 2003 Version 1.00, page 53

## Identify the issues – 1

Best done in a team setting, with managers participating

- Participants could be:
  - SEPG
  - Project managers
  - Senior engineers
  - SQA, SCM, and other support team



Case Study Workshop, SEPG 2004 ©Process Advantage Technology, 2003 Version 1.00, page 51

## Examine the Case Study Example

- Look at section 2.1 of the case study [example](#) to see examples of issues in a case study



Case Study Workshop, SEPG 2004 ©Process Advantage Technology, 2003 Version 1.00, page 54

### Specify improvement method

For each issue, specify the improvement method you adopted



- Review process improvement plan and current status
- Talk with project team
- Talk with SEPG and SQA

### Collect and analyze information -1

- For each issue and corresponding improvement method, identify the related information that will be collected
  - Measurement data that describes/characterizes the issues in the case study (before, during, after)
  - Stories (Text)
  - Measurements need to be "normal", from typical projects (beware of "noise" from unusual projects or situations)
- Review similar information from previous case studies and other evaluation evidence (e.g. previous project postmortem evaluation) to describe the starting point



### Exercise: 1. Identify your issues 2. Specify improvement method

- In groups, using the Issues Matrix ~
  - For the business goals and purpose described in earlier exercises
    - Identify issues
    - Describe expected results
    - Describe mechanisms and measurements that will show the change
  - Post issues and approach in an Issues Matrix
- Report

### Collect and analyze information -2

- Collect this information in each SPI stage
- Analyze the measurement data and consolidate stories to show SPI results
  - Charts
  - Tables

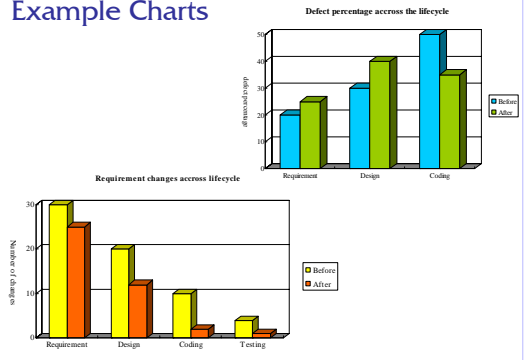


### Examine the Case Study Example

- Look at section 2.2 of the case study example



### Example Charts



### Examine the Case Study Example

- Look at section 2.3 of the case study example



### Plan

- Create the plan for your case study using
  - Your standard project plan materials
  - PIA's templates

### Write the report

- Edit PATEch/PIA's [case study template](#) to write your own case study report
- Have the case study reviewed by
  - Marketing
  - Management
  - Lawyers




### Exercise: case study tasks (1)

- In groups
  - Start your own plan by using our template
    - Purpose (Project Plan)
    - Scope (Project Plan)
    - Issues (Issues matrix)
- Report

### Agenda

- Purpose of Case Study
- How to produce a Case Study
- Develop your own Case Study
- Summary



### Examine the case study plan example

- Look at the mpp for a case study project [Case Study Plan.mpp](#)

### Exercise: case study tasks (2)

- In groups
  - Discuss the tasks in the case study project
    - Table
    - Or MPP
  - Adapt the tasks to suit your issues
- Report

### 1. Organization Profile

- This section should be a brief overview of your company and organization, it may include:
  - Company background
  - Company structure and size
  - Organizational structure and size
  - Nature of work (products and services)

### Write

- Use the Case Study Template as the outline for your case study report

### 2. Process Improvement Program

- This section introduces your process improvement background and current progress
  - Issues covered
  - Improvement approaches
  - Information collection and analysis

### Case study template contents

1. Organization profile
2. Process improvement program
  - Issues Covered
  - Process improvement approach
  - Information collection and analysis
3. Achievement & benefits gained
4. Lessons learned
5. Next steps



### 3. Achievements & Benefit gained

- This section may include,
  - Changes in the systems, policies, procedure infrastructure
  - Practical internal improvement, e.g. quality cost, value, service efficiency
  - Practical external achievements, e.g. service improvement, satisfaction, reputation
  - External recognition and enhanced profile
  - Specific gains
  - Non-issue benefits or problems

#### 4. Lessons Learned

This section may include

- Planning and approach to change and improvement
- Management of change
- Impact on staff
- Lessons to circulate and use again
- Setbacks and pitfalls to avoid

#### Exercise: apply the outline

- In groups
  - What other topics will you have to include in your outline?
- Describe your outline

#### Typical lessons learned examples

- “Process improvement is a long-term effort which requires leadership and long-term commitment from executive management. Middle management must stay involved, and technical community must buy in.”
- “Define the measurement very carefully”
- “Make sure the definition of measures are actually followed.”

#### Review

- Plan for appropriate reviews
  - Managers
  - Lawyers
  - Marketing
  - SEPG

#### 5. Next Step


- This section may include -
  - How improvements will be systematically maintained
  - Future targets and aims

#### Publish

- Arrange to publish
  - As an article in a news letter or periodical
  - Website
  - Internal document
  - Etc.


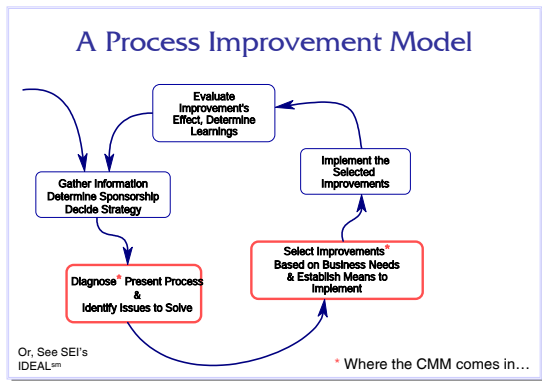
### Agenda

- Purpose of Case Study
- How to produce a Case Study
- Develop your own Case Study
- Summary





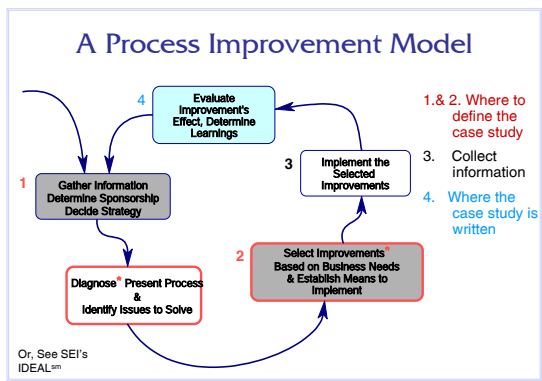
### Complete the case study

- Assign team
- Complete the planning
- Work the plan
  - Collect, or identify and collect information about issues
  - Consolidate issue information
  - Write the case study
  - Review/edit
  - Publish


### What we have covered

- Case study plan template and example
- Case study project mpp
- Case study template and example
- Issue matrix template and example
- Your “starter” business goals, issues, improvement methods, plan and case study

### Summary

- Consider the measurement of identified issues before and during the process improvement work
- Case study result may create proposals for SPI
- Focus on specific issues,
  - recommend not more than 5 in one case study
  - Do more than one case study
  - Carry over issues to future improvement projects
- Case studies can be regarded as the mirror for our SPI work
- Case study work is part of the SPI project



Download materials from - <http://www.patech.com/sepg2004.htm> **Mac Patrick**

**Thank you!**  
**Any questions?**

**Process Advantage Technology**  
Benicia, CA, USA  
[mac@patech.com](mailto:mac@patech.com)  
<http://www.patech.com>  
1-707-745-6875

**Process Improvement Asia**  
Shanghai, China  
[mac.patrick@piachina.com](mailto:mac.patrick@piachina.com)  
<http://www.piachina.com>  
86-21-5465-1206/07

©Process Advantage Technology, 2003 Version 1.00, page 85